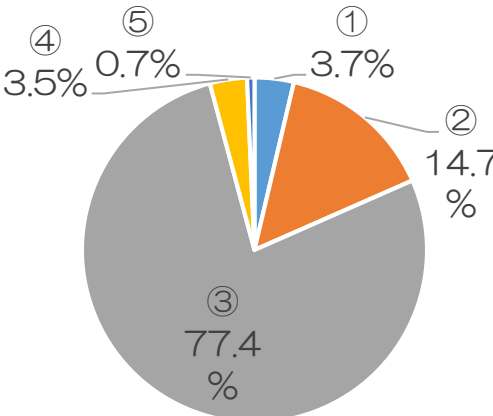
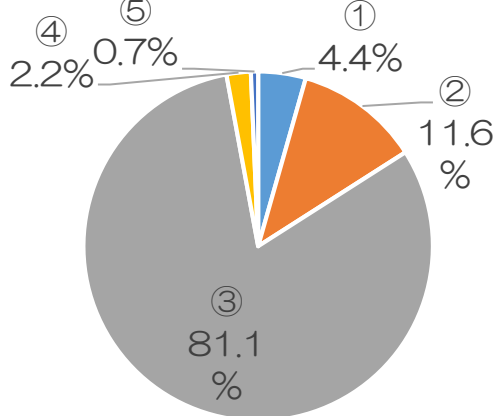
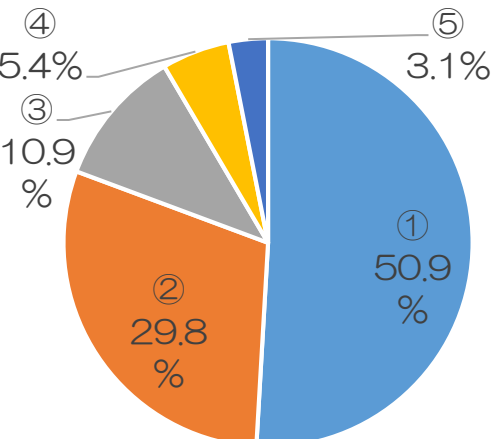


令和2年度 生徒による授業アンケート（前期）

| 1 あなたは、授業に意欲的に集中して取り組みましたか。                  | ① そう思う<br>② どちらかといえばそう思う<br>③ どちらともいえない<br>④ あまりそう思わない<br>⑤ そう思わない | <table><tr><th>Category</th><th>Percentage</th></tr><tr><td>①</td><td>48.1%</td></tr><tr><td>②</td><td>36.2%</td></tr><tr><td>③</td><td>11.9%</td></tr><tr><td>④</td><td>3.0%</td></tr><tr><td>⑤</td><td>0.7%</td></tr></table> | Category | Percentage | ① | 48.1% | ② | 36.2% | ③ | 11.9% | ④ | 3.0% | ⑤ | 0.7% |
|--|--|---|----------|------------|---|-------|---|-------|---|-------|---|------|---|------|
| Category                                     | Percentage   |   |          |            |   |       |   |       |   |       |   |      |   |      |
| ①  | 48.1%  |   |          |            |   |       |   |       |   |       |   |      |   |      |
| ②  | 36.2%  |   |          |            |   |       |   |       |   |       |   |      |   |      |
| ③  | 11.9%  |   |          |            |   |       |   |       |   |       |   |      |   |      |
| ④  | 3.0%   |   |          |            |   |       |   |       |   |       |   |      |   |      |
| ⑤  | 0.7%   |   |          |            |   |       |   |       |   |       |   |      |   |      |
| 2 授業を通じて、この科目に対する興味や関心を持てましたか。               | ① そう思う<br>② どちらかといえばそう思う<br>③ どちらともいえない<br>④ あまりそう思わない<br>⑤ そう思わない | <table><tr><th>Category</th><th>Percentage</th></tr><tr><td>①</td><td>39.4%</td></tr><tr><td>②</td><td>34.6%</td></tr><tr><td>③</td><td>18.0%</td></tr><tr><td>④</td><td>6.2%</td></tr><tr><td>⑤</td><td>1.7%</td></tr></table> | Category | Percentage | ① | 39.4% | ② | 34.6% | ③ | 18.0% | ④ | 6.2% | ⑤ | 1.7% |
| Category                                     | Percentage   |   |          |            |   |       |   |       |   |       |   |      |   |      |
| ①  | 39.4%  |   |          |            |   |       |   |       |   |       |   |      |   |      |
| ②  | 34.6%  |   |          |            |   |       |   |       |   |       |   |      |   |      |
| ③  | 18.0%  |   |          |            |   |       |   |       |   |       |   |      |   |      |
| ④  | 6.2%   |   |          |            |   |       |   |       |   |       |   |      |   |      |
| ⑤  | 1.7%   |   |          |            |   |       |   |       |   |       |   |      |   |      |
| 3 説明や板書の仕方・教材(教科書・副教材・プリント等)はわかりやすいものでしたか。   | ① そう思う<br>② どちらかといえばそう思う<br>③ どちらともいえない<br>④ あまりそう思わない<br>⑤ そう思わない | <table><tr><th>Category</th><th>Percentage</th></tr><tr><td>①</td><td>43.0%</td></tr><tr><td>②</td><td>30.8%</td></tr><tr><td>③</td><td>17.2%</td></tr><tr><td>④</td><td>6.4%</td></tr><tr><td>⑤</td><td>2.6%</td></tr></table> | Category | Percentage | ① | 43.0% | ② | 30.8% | ③ | 17.2% | ④ | 6.4% | ⑤ | 2.6% |
| Category                                     | Percentage   |   |          |            |   |       |   |       |   |       |   |      |   |      |
| ①  | 43.0%  |   |          |            |   |       |   |       |   |       |   |      |   |      |
| ②  | 30.8%  |   |          |            |   |       |   |       |   |       |   |      |   |      |
| ③  | 17.2%  |   |          |            |   |       |   |       |   |       |   |      |   |      |
| ④  | 6.4%   |   |          |            |   |       |   |       |   |       |   |      |   |      |
| ⑤  | 2.6%   |   |          |            |   |       |   |       |   |       |   |      |   |      |
| 4 授業を通じて、自分で考えることや人に考えを伝えることが出来るようになると思いますか。 | ① そう思う<br>② どちらかといえばそう思う<br>③ どちらともいえない<br>④ あまりそう思わない<br>⑤ そう思わない | <table><tr><th>Category</th><th>Percentage</th></tr><tr><td>①</td><td>24.9%</td></tr><tr><td>②</td><td>31.3%</td></tr><tr><td>③</td><td>34.2%</td></tr><tr><td>④</td><td>7.6%</td></tr><tr><td>⑤</td><td>2.0%</td></tr></table> | Category | Percentage | ① | 24.9% | ② | 31.3% | ③ | 34.2% | ④ | 7.6% | ⑤ | 2.0% |
| Category                                     | Percentage   |   |          |            |   |       |   |       |   |       |   |      |   |      |
| ①  | 24.9%  |   |          |            |   |       |   |       |   |       |   |      |   |      |
| ②  | 31.3%  |   |          |            |   |       |   |       |   |       |   |      |   |      |
| ③  | 34.2%  |   |          |            |   |       |   |       |   |       |   |      |   |      |
| ④  | 7.6%   |   |          |            |   |       |   |       |   |       |   |      |   |      |
| ⑤  | 2.0%   |   |          |            |   |       |   |       |   |       |   |      |   |      |

| 5 授業の進度や単元（教材）の進め方は適切でしたか。 | <div>① 速すぎる</div> <div>② やや速い</div> <div>③ ちょうど良い</div> <div>④ やや遅い</div> <div>⑤ 遅すぎる</div>                   |  <table><tr><th>Response</th><th>Percentage</th></tr><tr><td>①</td><td>3.7%</td></tr><tr><td>②</td><td>14.7%</td></tr><tr><td>③</td><td>77.4%</td></tr><tr><td>④</td><td>3.5%</td></tr><tr><td>⑤</td><td>0.7%</td></tr></table>    | Response | Percentage | ① | 3.7%  | ② | 14.7% | ③ | 77.4% | ④ | 3.5% | ⑤ | 0.7% |
|----------------------------|---|--|----------|------------|---|-------|---|-------|---|-------|---|------|---|------|
| Response                   | Percentage  |  |          |            |   |       |   |       |   |       |   |      |   |      |
| ①                          | 3.7%  |  |          |            |   |       |   |       |   |       |   |      |   |      |
| ②                          | 14.7%   |  |          |            |   |       |   |       |   |       |   |      |   |      |
| ③                          | 77.4%   |  |          |            |   |       |   |       |   |       |   |      |   |      |
| ④                          | 3.5%  |  |          |            |   |       |   |       |   |       |   |      |   |      |
| ⑤                          | 0.7%  |  |          |            |   |       |   |       |   |       |   |      |   |      |
| 6 課題の量は適切でしたか。             | <div>① 多すぎる</div> <div>② やや多い</div> <div>③ ちょうど良い</div> <div>④ やや少ない</div> <div>⑤ 少なすぎる</div>                 |  <table><tr><th>Response</th><th>Percentage</th></tr><tr><td>①</td><td>4.4%</td></tr><tr><td>②</td><td>11.6%</td></tr><tr><td>③</td><td>81.1%</td></tr><tr><td>④</td><td>2.2%</td></tr><tr><td>⑤</td><td>0.7%</td></tr></table>   | Response | Percentage | ① | 4.4%  | ② | 11.6% | ③ | 81.1% | ④ | 2.2% | ⑤ | 0.7% |
| Response                   | Percentage  |  |          |            |   |       |   |       |   |       |   |      |   |      |
| ①                          | 4.4%  |  |          |            |   |       |   |       |   |       |   |      |   |      |
| ②                          | 11.6%   |  |          |            |   |       |   |       |   |       |   |      |   |      |
| ③                          | 81.1%   |  |          |            |   |       |   |       |   |       |   |      |   |      |
| ④                          | 2.2%  |  |          |            |   |       |   |       |   |       |   |      |   |      |
| ⑤                          | 0.7%  |  |          |            |   |       |   |       |   |       |   |      |   |      |
| ◎ あなたは、諏訪二葉高校に入学して良かったですか。 | <div>① そう思う</div> <div>② どちらかといえばそう思う</div> <div>③ どちらともいえない</div> <div>④ あまりそう思わない</div> <div>⑤ そう思わない</div> |  <table><tr><th>Response</th><th>Percentage</th></tr><tr><td>①</td><td>50.9%</td></tr><tr><td>②</td><td>29.8%</td></tr><tr><td>③</td><td>10.9%</td></tr><tr><td>④</td><td>5.4%</td></tr><tr><td>⑤</td><td>3.1%</td></tr></table> | Response | Percentage | ① | 50.9% | ② | 29.8% | ③ | 10.9% | ④ | 5.4% | ⑤ | 3.1% |
| Response                   | Percentage  |  |          |            |   |       |   |       |   |       |   |      |   |      |
| ①                          | 50.9%   |  |          |            |   |       |   |       |   |       |   |      |   |      |
| ②                          | 29.8%   |  |          |            |   |       |   |       |   |       |   |      |   |      |
| ③                          | 10.9%   |  |          |            |   |       |   |       |   |       |   |      |   |      |
| ④                          | 5.4%  |  |          |            |   |       |   |       |   |       |   |      |   |      |
| ⑤                          | 3.1%  |  |          |            |   |       |   |       |   |       |   |      |   |      |